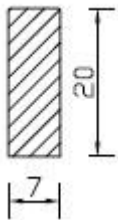

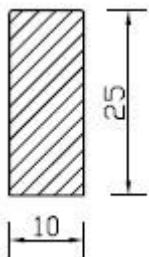
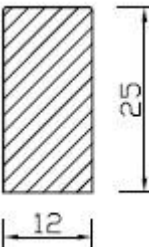
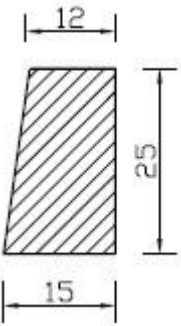




**A. Zambetti Srl**  
manufatti in cemento

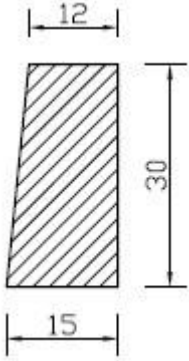
### CORDOLI VIBROPRESSATI

Codice	Tipo	Dimensioni cm	Lunghezza cm	Elemento a "bocca di lupo"	Curve raggio cm	Pezzi per ¼ di cerchio	Maschiatura	Peso Kg/ml		
AM1270	7x20		100				si	32		
AM1260	7x25		100				si	40		
AM1261						25			1	
						50			1	
						100	2			
AM1250	10x25		100				no	60		
AM1253			50							
									25	1
									50	1
									100	2
									200	4
									300	5
									400	7
		500	10							
		600	12							
AM1240	12x25		100				no	70		
AM1241									50	1
									100	2
									200	4
			300	5						
AM1200	12/15x25		100	Si			no	80		
AM1203			50							
AM1202			100							
									25	1
									50	1
									100	2
									200	4
		300	5							
		400	6							
		500	10							
		600	12							



# A. Zambetti Srl

manufatti in cemento

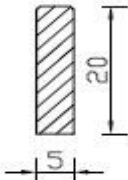
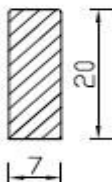
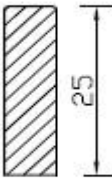
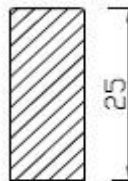
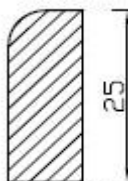

Codice	Tipo	Dimensioni cm	Lunghezza cm	Elemento a "bocca di lupo"	Curve raggio cm	Pezzi per ¼ di cerchio	Maschiatura	Peso Kg/ml
AM1230	12/15x30		100				no	95
Classe di resistenza S ≥ 3,50 MPa								
Tutti i tipi possono essere prodotti in cemento bianco o colorato su ordinazione								





**A. Zambetti Srl**  
manufatti in cemento

## CORDOLI VIBROGETTATI

Codice	Tipo	Dimensioni cm	Lunghezza cm	Elemento a "bocca di lupo"	Curve raggio cm	Pezzi per ¼ di cerchio	Maschiatura	Peso Kg/ml
AM1500	5x20		150				no	35
AM1300	7x20		100				no	32
AM1303			50					
AM1302			100	si				
AM1301					50	1		
AM1310	7x25		100				no	40
AM1313			50					
AM1312			100	si				
AM1311					50	1		
AM1320	10x25		100				si	60
AM1323			50					
AM1322			100	si				
AM1321					50	1		
AM1400	10x25 arrotondato		100				si	55
AM1403			50					
AM1402			100	si				
AM1401					50	1		
AM1330	12x25		100				si	70
AM1333			50					
AM1332			100	si				
AM1331					50	1		



# A. Zambetti Srl

manufatti in cemento

Codice	Tipo	Dimensioni cm	Lunghezza cm	Elemento a "bocca di lupo"	Curve raggio cm	Pezzi per ¼ di cerchio	Maschiatura	Peso Kg/ml
AM1340	12x30		100				si	85
AM1343			50					
AM1342			100	si				
AM1341					50	1		
AM1410	12x30 arrotondato		100				si	120
AM1413			50					
AM1412			100	si				
AM1120	12/15x25		100				si	80
AM1123			50					
AM1122			100	si				
AM1121					50	1		
AM1100	15/18x30		100				si	115
AM1103			50					
AM1102			100	si				
AM1101					50	1		
Tutti i tipi possono essere prodotti in cemento bianco o colorato su ordinazione								