



A. Zambetti Srl
manufatti in cemento

MASSELLI AUTOBLOCCANTI

Codice	Tipo	Dimensioni cm	Immagine	Spessore cm	Colori	N. al Mq	Peso Kg/Mq	
Linea Monostrato								
AL1761	ALFA			6	Grigio	38	132	
AL2001					Rosso			
AL2002					Giallo			
AL2003					Nero			
AL1745				8	Grigio			180
AL1746					Rosso			
AL1747					Giallo			
AL1748					Nero			
AL1737	ESSE			6	Grigio	39	132	
AL1738					Rosso			
AL1739					Giallo			
AL1740					Nero			
AL1767				8	Grigio			180
AL2063					Rosso			
AL2064					Giallo			
AL2065					Nero			
AL1736	DUETI			6	Grigio	36	132	
AL1735					Rosso			
AL1734					Giallo			
AL1733					Nero			
AL1768				8	Grigio			180
AL2069					Rosso			
AL2070					Giallo			
AL2071					Nero			
AL1741	MATTONE 10			6	Grigio	45	132	
AL1742					Rosso			
AL1743					Giallo			
AL1744					Nero			
AL1755				8	Grigio			180
AL1756					Rosso			
AL1757					Giallo			
AL1758					Nero			



A. Zambetti Srl
manufatti in cemento

Codice	Tipo	Dimensioni cm	Immagine	Spessore cm	Colori	N. al Mq	Peso Kg/Mq
AL2088	MATTONE 12			6	Grigio	35	132
AL2089					Rosso		
AL2090					Giallo		
AL2091					Nero		
AL1751	BETA			6	Grigio	38	132
AL1752					Rosso		
AL1753					Giallo		
AL1754					Nero		
AL1769				Grigio	8	180	
AL2080				Rosso			
AL2081				Giallo			
AL2082				Nero			
AL1770	LISTELLO			6	Grigio	68	132
AL1771					Rosso		
AL1772					Giallo		
AL1773					Nero		
AL1762	TRESEI			6	Grigio	21 x 3	132
AL2029					Rosso		
AL2030					Giallo		
AL2031					Nero		
AL1774	TRESETTE			7	Grigio	15 x 3	160
AL1775					Rosso		
AL1776					Giallo		
AL1777					Nero		



A. Zambetti Srl
manufatti in cemento

Codice	Tipo	Dimensioni cm	Immagine	Spessore cm	Colori	N. al Mq	Peso Kg/Mq	
Linea al quarzo								
AL2004	ALFA			6	Grigio	38	132	
AL2005					Rosso			
AL2006					Nero			
AL2060				8	Grigio			180
AL2061					Rosso			
AL2062					Nero			
AL2007	ESSE			6	Grigio	39	132	
AL2008					Rosso			
AL2009					Nero			
AL2066				8	Grigio			180
AL2067					Rosso			
AL2068					Nero			
AL2010	DUETI			6	Grigio	36	132	
AL2011					Rosso			
AL2012					Giallo			
AL2013				8	Nero			180
AL2072					Grigio			
AL2073					Rosso			
AL2074	Nero							
AL2014	MATTONE 10			6	Grigio	45	132	
AL2015					Rosso			
AL2016					Giallo			
AL2017				8	Nero			180
AL2018					Mix			
AL2075					Grigio			
AL2076					Rosso			
AL2077					Giallo			
AL2078					Nero			
AL2079					Mix			



A. Zambetti Srl
manufatti in cemento

Codice	Tipo	Dimensioni cm	Immagine	Spessore cm	Colori	N. al Mq	Peso Kg/Mq	
AL2092	MATTONE 12			6	Grigio	35	132	
AL2093					Rosso			
AL2094					Giallo			
AL2095					Nero			
AL2096					Mix			
AL2019	BETA			6	Grigio	38	132	
AL2020					Rosso			
AL2021					Giallo			
AL2022					Nero			
AL2023					Mix			
AL2083				8	Grigio			180
AL2084					Rosso			
AL2085					Giallo			
AL2086					Nero			
AL2087					Mix			
AL2024	LISTELLO			6	Grigio	68	132	
AL2025					Rosso			
AL2026					Giallo			
AL2027					Nero			
AL2028					Mix			
AL2032	TRESEI			6	Grigio	21 x 3	132	
AL2033					Rosso			
AL2034					Giallo			
AL2035					Nero			
AL2036					Mix			



A. Zambetti Srl
manufatti in cemento

Codice	Tipo	Dimensioni cm	Immagine	Spessore cm	Colori	N. al Mq	Peso Kg/Mq
AL2053	TRESETTE			7	Grigio	15 x 3	160
AL2054					Rosso		
AL2055					Giallo		
AL2056					Nero		
AL2057					Mix		
AL2058					Rosso antico		
AL2059					Cotto antico		

Tolleranza dimensionale mm
 Massa volumica Kg/dm³
 MPa
 Durabilità

± 2
 > 2,20
 > 3,60
 D

LINEA MONOSTRATO



GRIGIO

ROSSO

GIALLO

NERO

RIFINITURE

LINEA DOPPIO STRATO AL QUARZO



GRIGIO

ROSSO

GIALLO

NERO

MIX


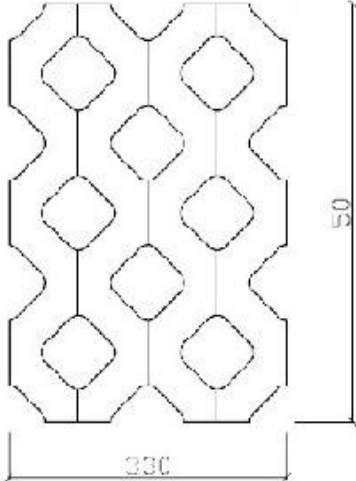

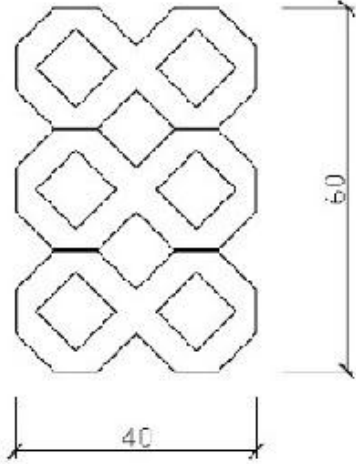

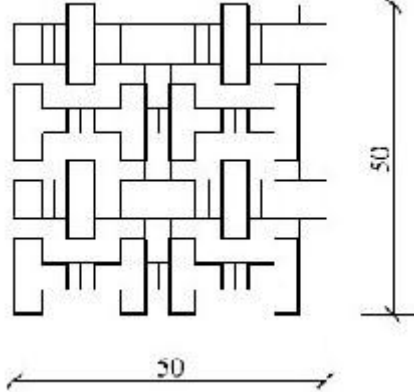
COTTO
ANTICO

ROSSO
ANTICO



A. Zambetti Srl
manufatti in cemento





MASSELLI PER PAVIMENTAZIONI ERBOSE

CODICE	TIPO	Dimensioni cm	Spessore cm	N. al Mq	Peso Kg/Mq	Colori
AL1725	GRIGLIATO 8 	50x33 	8	6	105	Grigio
AL1726	GRIGLIATO 10 	60x40 	10	4,17	135	Grigio
AL1730	RB6 	50x50 	12	4	168	Grigio



A. Zambetti Srl
manufatti in cemento

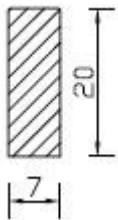

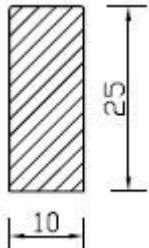
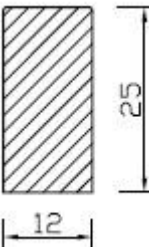
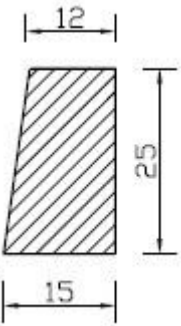
BEOLE PER PAVIMENTAZIONI

CODICE	TIPO	Dimensioni cm	Spessore cm	N. al Mq	Peso Kg/Mq	Colori
AL1100	A 	50x50	5	4	120	Grigio
AL1105	B 	50x100	7	2	160	Grigio
AL1150	C 	40x80	7	3,12	160	Grigio
AL1110	D 	50x50	4	4	88	Ghiaietto lavato



A. Zambetti Srl
manufatti in cemento

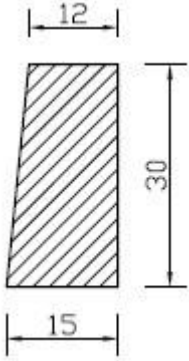
CORDOLI VIBROPRESSATI

Codice	Tipo	Dimensioni cm	Lunghezza cm	Elemento a "bocca di lupo"	Curve raggio cm	Pezzi per ¼ di cerchio	Maschiatura	Peso Kg/ml			
AM1270	7x20		100				si	32			
AM1260	7x25		100				si	40			
AM1261										25	1
										50	1
			100	2							
AM1250	10x25		100				no	60			
AM1253			50								
									25	1	
									50	1	
									100	2	
									200	4	
									300	5	
									400	7	
		500	10								
		600	12								
AM1240	12x25		100				no	70			
AM1241										50	1
										100	2
										200	4
		300	5								
AM1200	12/15x25		100	Si			no	80			
AM1203			50								
AM1202			100								
									25	1	
									50	1	
									100	2	
									200	4	
		300	5								
		400	6								
		500	10								
		600	12								



A. Zambetti Srl

manufatti in cemento

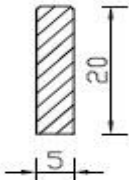
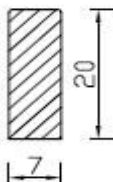
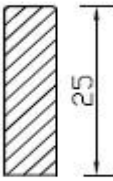
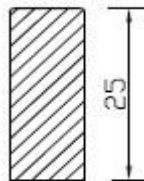

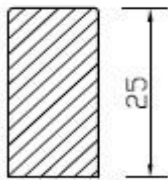
Codice	Tipo	Dimensioni cm	Lunghezza cm	Elemento a "bocca di lupo"	Curve raggio cm	Pezzi per ¼ di cerchio	Maschiatura	Peso Kg/ml
AM1230	12/15x30		100				no	95
Classe di resistenza $S \geq 3,50$ MPa								
Tutti i tipi possono essere prodotti in cemento bianco o colorato su ordinazione								





A. Zambetti Srl
manufatti in cemento

CORDOLI VIBROGETTATI

Codice	Tipo	Dimensioni cm	Lunghezza cm	Elemento a "bocca di lupo"	Curve raggio cm	Pezzi per ¼ di cerchio	Maschiatura	Peso Kg/ml
AM1500	5x20		150				no	35
AM1300	7x20		100				no	32
AM1303			50					
AM1302			100	si				
AM1301					50	1		
AM1310	7x25		100				no	40
AM1313			50					
AM1312			100	si				
AM1311					50	1		
AM1320	10x25		100				si	60
AM1323			50					
AM1322			100	si				
AM1321					50	1		
AM1400	10x25 arrotondato		100				si	55
AM1403			50					
AM1402			100	si				
AM1401					50	1		
AM1330	12x25		100				si	70
AM1333			50					
AM1332			100	si				
AM1331					50	1		



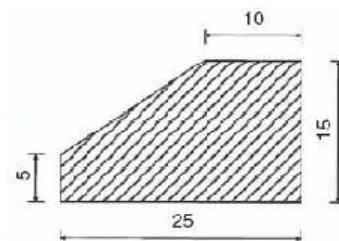
A. Zambetti Srl

manufatti in cemento




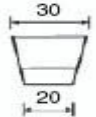
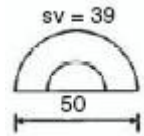
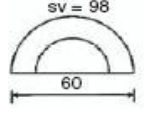
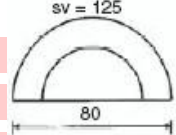
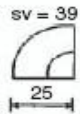
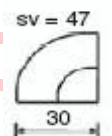
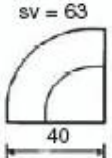
Codice	Tipo	Dimensioni cm	Lunghezza cm	Elemento a "bocca di lupo"	Curve raggio cm	Pezzi per ¼ di cerchio	Maschiatura	Peso Kg/ml
AM1340	12x30		100				si	85
AM1343			50					
AM1342			100	si				
AM1341					50	1		
AM1410	12x30 arrotondato		100				si	120
AM1413			50					
AM1412			100	si				
AM1120	12/15x25		100				si	80
AM1123			50					
AM1122			100	si				
AM1121					50	1		
AM1100	15/18x30		100				si	115
AM1103			50					
AM1102			100	si				
AM1101					50	1		
Tutti i tipi possono essere prodotti in cemento bianco o colorato su ordinazione								



A. Zambetti Srl
manufatti in cemento

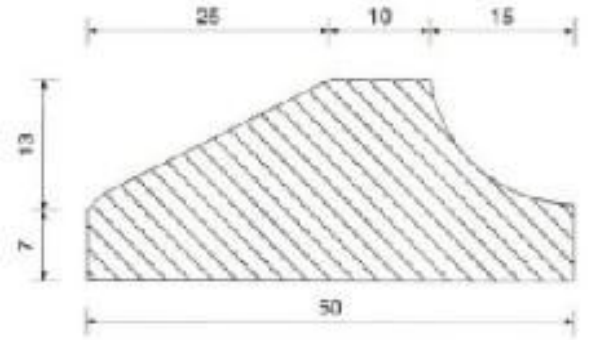


CORDOLI SPARTITRAFFICO TIPO BERGAMO

CODICE	TIPO	Lunghezza cm	Raggio minimo cm	Peso Kg
AM2100	Cordolo 10/25x5/15hx100			66
AM2110	Cordolo 10/25x5/15hx50			33
AM2120	Settore per curve 10/20		50	10
AM2121	Settore per curve 20/30		85	18
AM2130	Mezzo cerchio Ø 50			23
AM2130	Mezzo cerchio Ø 60			35
AM2130	Mezzo cerchio Ø 80			65
AM2130	Quarto di cerchio Ø 50			11
AM2130	Quarto di cerchio Ø 60			17
AM2130	Quarto di cerchio Ø 80			32



A. Zambetti Srl
manufatti in cemento

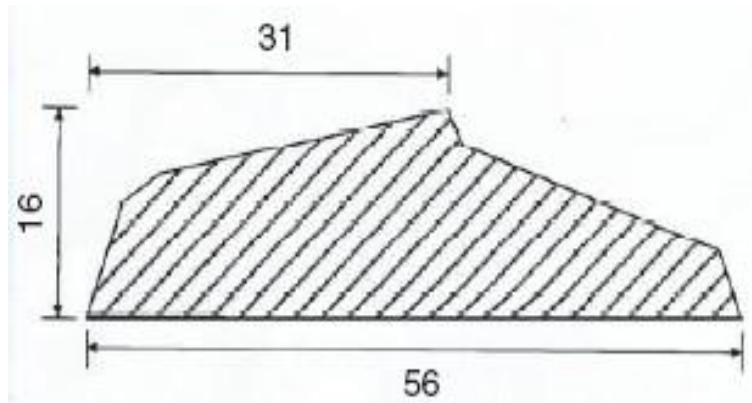


CORDOLI SPARTITRAFFICO TIPO PROVINCIA BG

CODICE	TIPO	Lunghezza cm	Raggio minimo cm	Peso Kg
AM3100	Cordolo 50x20hx70			119
AM3110	Settore per curve 15/30		50	40
AM3111	Settore per curve 55/70		85	100



A. Zambetti Srl
manufatti in cemento

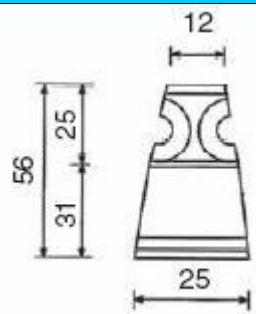
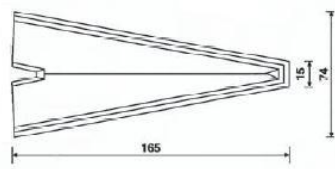
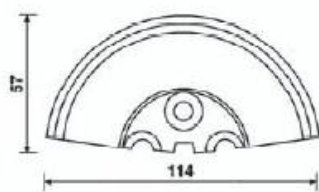
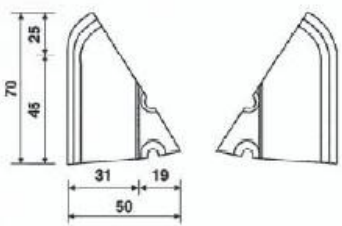
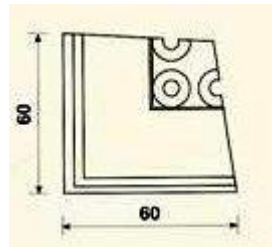


CORDOLI SPARTITRAFFICO TIPO PROVINCIA MI

CODICE	TIPO	Lunghezza cm	Raggio minimo cm	Peso Kg
AM3200	A1		400	80
AM3200	B1		340	75
AM3210	A2		220	43




A. Zambetti Srl
manufatti in cemento

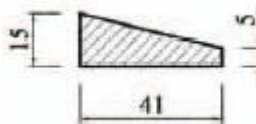
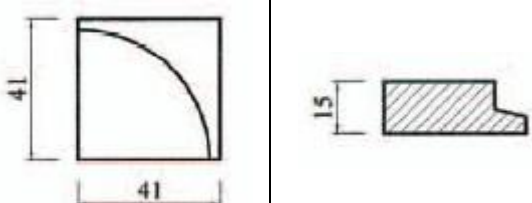

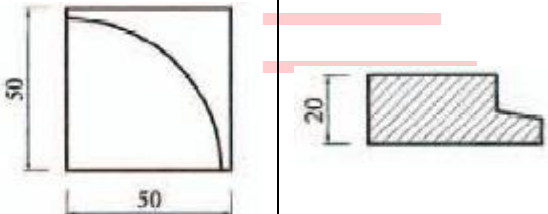
CODICE	TIPO	Lunghezza cm	Raggio minimo cm	Peso Kg
AM3210	A3		130	26
AM3220	Punta			145
AM3220	Mezza circonferenza			120
AM3225	Goccia destra o sinistra			45
AM3230	Angolo 90°			60



A. Zambetti Srl
manufatti in cemento




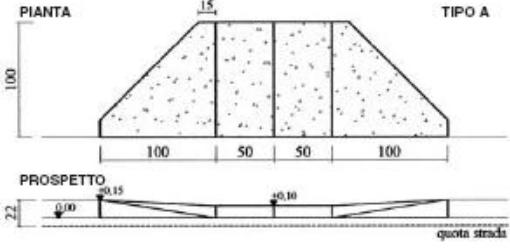
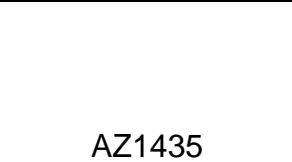
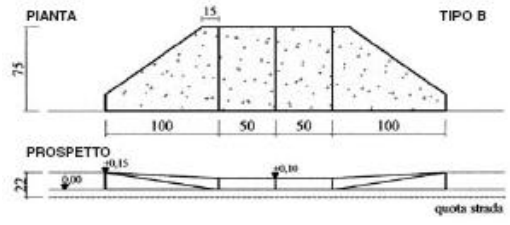
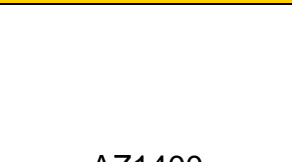
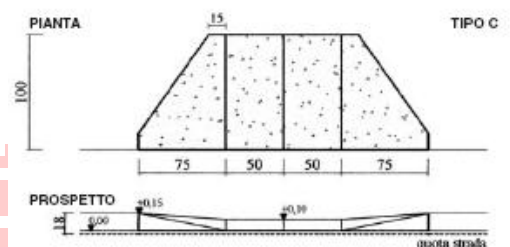

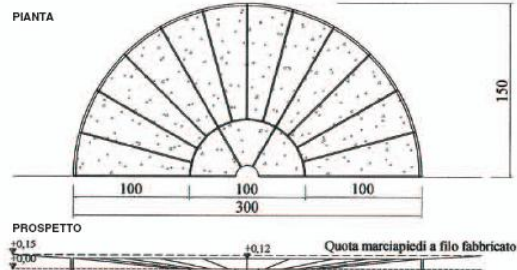
PASSI CARRALI

Codice	Dimensioni cm	Elementi	Peso Kg
TIPO LEGGERO			
AL1415		Lastra 41x5/15hx50	50
AL1405		Dardino 41X41X15h	45
TIPO PESANTE			
AL1410		Lastra 50x12/24hx50	93
AL1400		Dardino 50x50x20h	102



A. Zambetti Srl
manufatti in cemento

SCIVOLI PER ACCESSO AI MARCIAPIEDI

Codice	Dimensioni cm	Peso Kg	Elementi	Peso Kg
TIPO A				
AZ1405 		630	Elemento laterale 100x100	230
			Elemento centrale 50x100	85
TIPO B				
AZ1435 		460	Elemento laterale 100x75	170
			Elemento centrale 50x75	60
TIPO C				
AZ1400 		430	Elemento laterale 75x100	130
			Elemento centrale 50x100	85
TIPO SEMICIRCOLARE				
AZ1440 		864	Elemento esterno 100x39	64
			Elemento interno 45x52	32



A. Zambetti Srl
manufatti in cemento


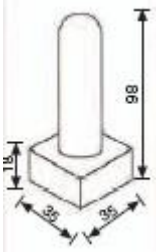

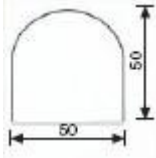

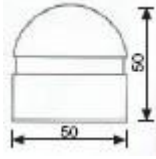

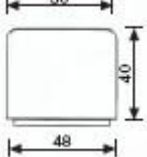



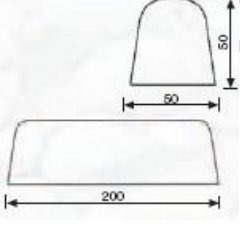
PISTE CICLABILI E BARRIERE SPARTITRAFFICO

Codice	Schema tecnico	Dimensioni cm	Peso Kg/ml
TIPO A			
AZ1500		30x12hx100	80
AZ1501		Testa 30x12hx65	
TIPO B			
AZ1510		80x12hx50	200
AZ1511		Testa 80x12hx50	
TIPO C			
AZ1505		60x20hx50	250
AZ1506		Testa 60x20hx50	
AZ1515		120x20hx50	320
AZ1516		Testa 120x20hx50	



A. Zambetti Srl
manufatti in cemento


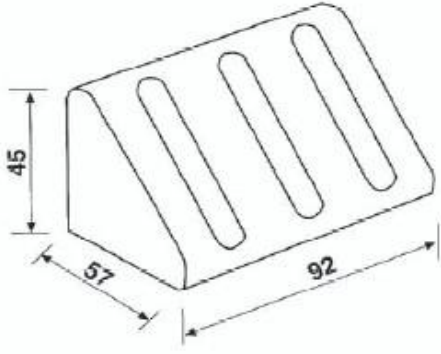

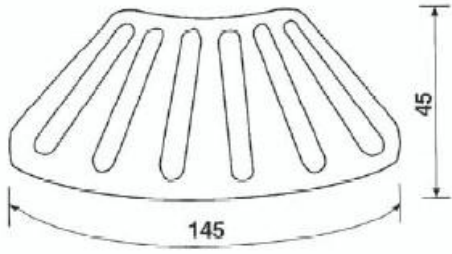

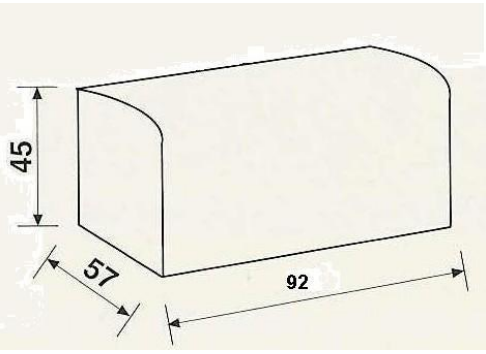

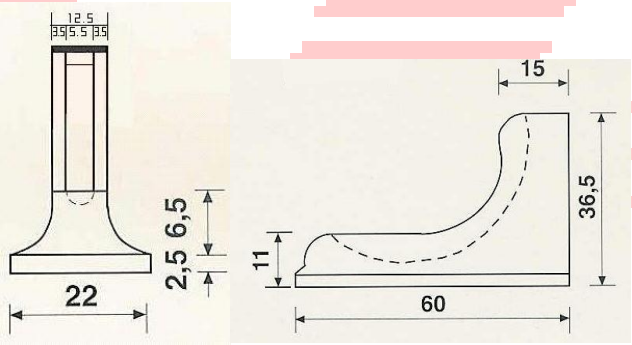
DISSUASORI

CODICE	TIPO	Rifiniture	Immagine	Dimensioni cm	Peso Kg
AL1460	Paracarro	Normale			140
AL1459		Ghiaietto lavato			
AL1453		Martellinata			
AL1454		Colorata			
AL1455	Paracarro	Normale		30x140h	240
AL1456		Ghiaietto lavato			
AL1457		Martellinata			
AL1458		Colorata			
AL1465	Panettone	Normale			175
AL1461		Ghiaietto lavato			
AL1462		Martellinata			
AL1472		Colorata			
AL1463	Con ribassatura				175
AL1467	Piatto	Normale			170
AL1468		Ghiaietto lavato			
AL1470		Martellinata			
AL1473		Colorata			
AL1464	Conico	Normale			220
AL1469		Ghiaietto lavato			
AL1471		Martellinata			
AL1474		Colorata			
AL1475	Speciale	Normale			500
AL1476		Ghiaietto lavato			
AL1477		Martellinata			
AL1478		Colorata			




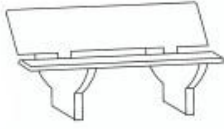

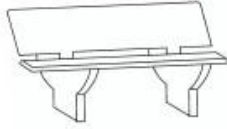



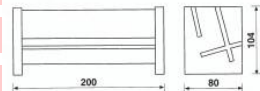
A. Zambetti Srl
manufatti in cemento

PORTABICICLETTE

Codice	Tipo	Dimensioni cm	Peso Kg	Rifiniture
AL1750	Elemento retto a 3 posti 		96	normale
AL1714				ghiaietto lavato
AL1760	Elemento curvo a 6 posti 		192	normale
AL1715				ghiaietto lavato
AL1710	Elemento panchina 		195	normale
AL1711				ghiaietto lavato
AL1720	Elemento singolo 		35	normale
AL1721				ghiaietto lavato




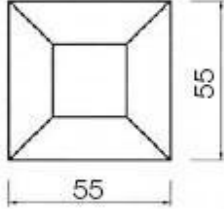
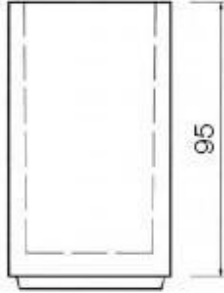

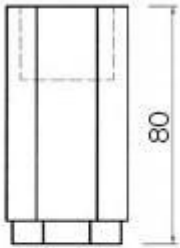
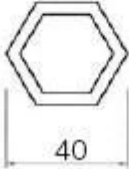
A. Zambetti Srl
manufatti in cemento

PANCHINE					
CODICE	TIPO	Rifiniture	Immagine	Dimensioni cm	Peso Kg
AL4210	A	Graniglia levigata		 Lungh. cm 130	256
AL4200	A	Graniglia levigata		 Lungh. cm 200	364
AL4220	B	Graniglia levigata			168
AL4240	C	Con parti in legno			440



A. Zambetti Srl
manufatti in cemento


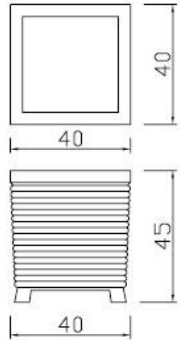

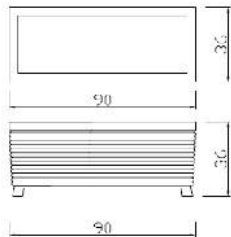

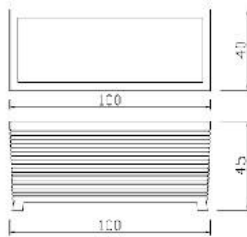

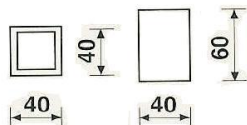

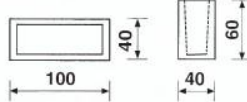
PORTARIFIUTI E POSACENERE

CODICE	TIPO	Rifiniture	Immagine	Dimensioni cm	Peso Kg
AZ3000	Portarifiuti	Normale		55x55x95h	290
AZ3002		Ghiaietto lavato			
AZ3001		Martellinata			
AZ3003	Posacenere	Nornale		40x80h	160
AZ3004		Ghiaietto lavato			
AZ3005		Martellinata			



A. Zambetti Srl
manufatti in cemento


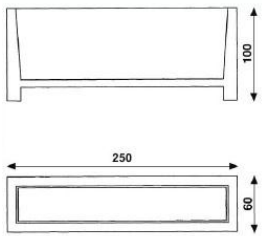

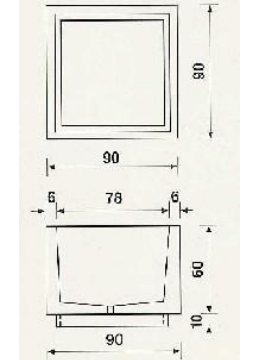

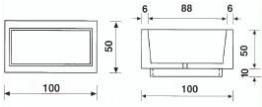

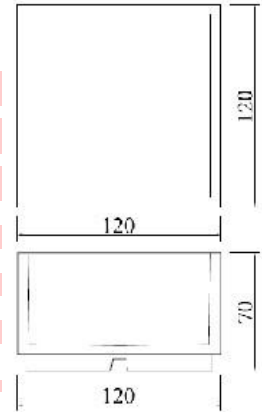
FIORIERE

Codice	Tipo	Rifiniture	Immagine	Dimensioni cm	Peso Kg
AL3110	40x40x45h	Normale			40
AL3115		Ghiaietto lavato			
AL3130	90x36x36h	Normale			52
AL3135		Ghiaietto lavato			
AL3140	100x40x45h	Normale			86
AL3145		Ghiaietto lavato			
AL3120	40x40x60h	Normale			115
AL3125		Ghiaietto lavato			
AL3126		Martellinata			
AL3150	100x40x60h	Normale			230
AL3155		Ghiaietto lavato			
AL3156		Martellinata			



A. Zambetti Srl

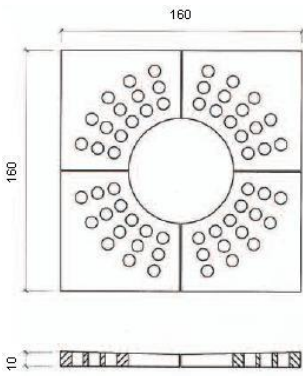

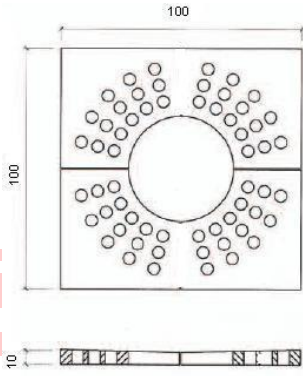

manufatti in cemento

CODICE	TIPO	Rifiniture	Immagine	Dimensioni cm	Peso Kg
AL3200	250x60x100h	Normale			1200
AL3205		Ghiaietto lavato			
AL3206		Martellinata			
AL3160	90x90x70h	Normale			350
AL3165		Ghiaietto lavato			
AL3166		Martellinata			
AL3170	100x50x60h	Normale			240
AL3175		Ghiaietto lavato			
AL3176		Martellinata			
AL3190	120x120x70h	Normale			570
AL3195		Ghiaietto lavato			
AL3196		Martellinata			



A.Zambetti Srl
manufatti in cemento

PIASTRE PROTEZIONE PIANTE

CODICE	Tipo	Dimensioni cm	Immagine	N. pezzi	Ø Foro pianta	Peso Kg
AL1810	A	160x160x10h 		4	70	200
AL1880	B	100x100x10h 		2	30	120