
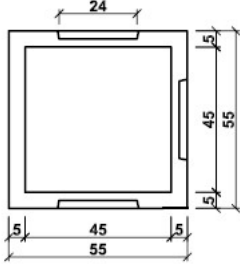

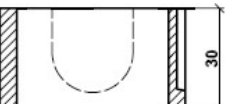

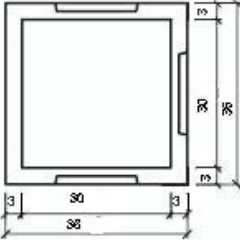
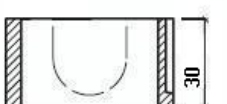




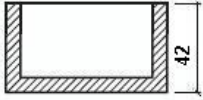

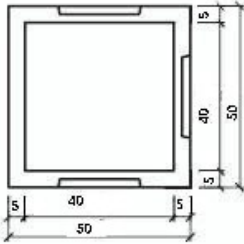



A. Zambetti Srl
manufatti in cemento

POZZETTI STRADALI							
Codice	Tipo	Elemento	Dimensioni interne cm	Dimensioni esterne cm	Spessore cm	Altezza cm	Peso Kg
COMPONIBILI							
AD1110	Milano	Fondo 	45x45 55x55		5	20	65
AD1120		Anello 					
AD1160		Anello con impronte 					
AD1170	Ispezione	Fondo 	30x30 36x36		3	30	39
AD1175		Anello 					



A. Zambetti Srl

manufatti in cemento

Codice	Tipo	Elemento	Dimensioni interne cm	Dimensioni esterne cm	Spessore cm	Altezza cm	Peso Kg
AD1180	Ispezione	Fondo 	40x40	50x50	5	42	72
AD3210		Anello 					25
AD1185		Anello 	42	57			
AD1190		Fondo 	50x50	60x60			50
AD1195		Anello 	50x50	60x60		50	135



A. Zambetti Srl
manufatti in cemento

Codice	Tipo	Elemento	Dimensioni interne cm	Dimensioni esterne cm	Spessore cm	Altezza cm	Peso Kg
MONOLITICI							
AD1260	Bergamo		45x45	59x59	7	100	370
AD1330	Piccolo		45x45	55x70	5	55	175
AD1340	Medio		45x45	55x70	5	75	245
AD1345	Grande		45x45	55x70	5	100	350