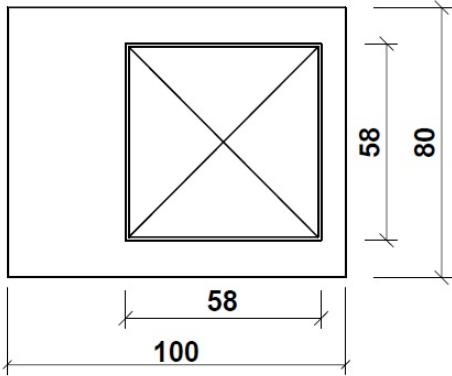
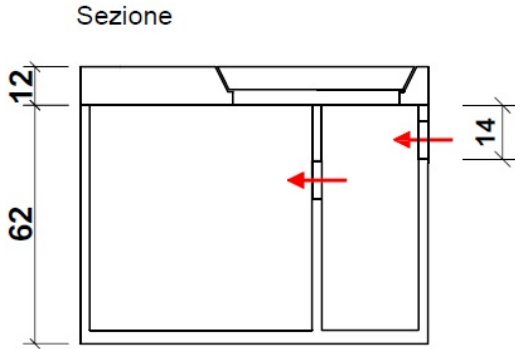
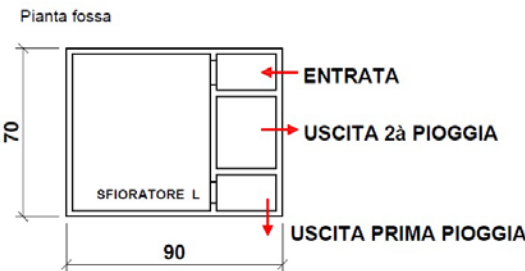
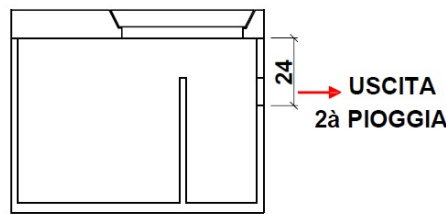
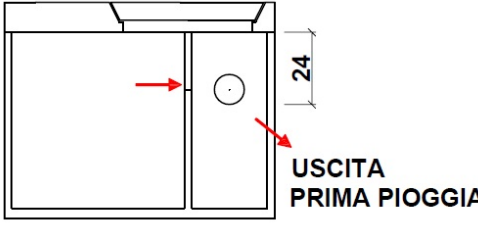




A. Zambetti Srl
manufatti in cemento

FO SSE DI PRIMA PIOGGIA

Codice	Dimensioni cm	Peso Kg				
Tipo Rettangolare MINI						
AF4500	<p>Coperchio</p>  <p>Sezione</p> 	360				
	<p>Pianta fossa</p>  <p>Sezione</p> 					
	<p>Sezione</p>  <table border="1" data-bbox="343 1736 710 1926"><thead><tr><th>SFIORATORE L</th><th>SUPERFICIE COMPARTO</th></tr></thead><tbody><tr><td>cm</td><td>mq</td></tr><tr><td>8</td><td><400</td></tr></tbody></table>		SFIORATORE L	SUPERFICIE COMPARTO	cm	mq
SFIORATORE L	SUPERFICIE COMPARTO					
cm	mq					
8	<400					



A. Zambetti Srl
manufatti in cemento

Codice	Dimensioni cm	Peso Kg																				
Tipo CIRCOLARE																						
	<table border="1" style="margin-bottom: 10px;"> <tr> <td>Con Coperchio</td> <td>S cm</td> </tr> <tr> <td>Per traffico leggero</td> <td>13</td> </tr> <tr> <td>Per traffico pesante</td> <td>20</td> </tr> <tr> <td>Per traffico di 1 categoria</td> <td>23</td> </tr> </table> <table border="1" style="margin-top: 10px;"> <tr> <th>Sfioratore L</th> <th>Superficie comparto</th> </tr> <tr> <td>cm</td> <td>m²</td> </tr> <tr> <td>10</td> <td>1000</td> </tr> <tr> <td>20</td> <td>2000</td> </tr> <tr> <td>30</td> <td>3000</td> </tr> <tr> <td>40</td> <td>4000</td> </tr> </table>	Con Coperchio	S cm	Per traffico leggero	13	Per traffico pesante	20	Per traffico di 1 categoria	23	Sfioratore L	Superficie comparto	cm	m ²	10	1000	20	2000	30	3000	40	4000	
Con Coperchio	S cm																					
Per traffico leggero	13																					
Per traffico pesante	20																					
Per traffico di 1 categoria	23																					
Sfioratore L	Superficie comparto																					
cm	m ²																					
10	1000																					
20	2000																					
30	3000																					
40	4000																					
AF4000		1600																				
AF4010		1800																				
AF4020		2170																				