



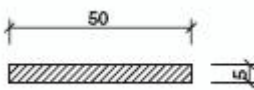
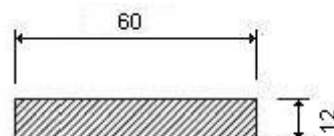
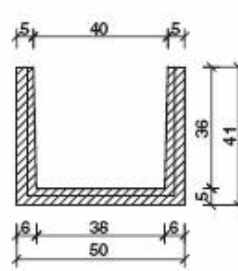
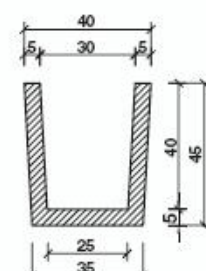
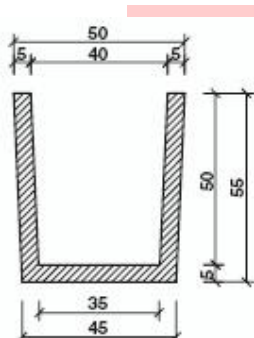
A. Zambetti Srl
manufatti in cemento

| CANALI | | | | | |
|--------|-------|-----------|---------------|-------------------|------------|
| Codice | Tipo | Elemento | Dimensioni cm | Lunghezza cm | Peso Kg/ml |
| AN1105 | 22X20 | Canale | | 100 200 400 | 81 |
| AN1155 | 25x10 | Coperchio | | 100 | 35 |
| AN1150 | | Canale | | 100 | 55 |
| AN1135 | 23x35 | Coperchio | | 50 | 42 |
| AN1130 | | Canale | | 100 200 400 | 125 |



A. Zambetti Srl

manufatti in cemento

| Codice | Tipo | Elemento | Dimensioni cm | Lunghezza cm | Peso Kg/ml |
|--------|----------|--------------------------------|--|-------------------|------------|
| AN1145 | 40x36 | Coperchio |  | 50 | 60 |
| AN1146 | | Coperchio per traffico leggero |  | 100 | 170 |
| AN1140 | | Canale |  | 100 200 400 | 145 |
| AN4100 | 25/30x40 | Canale |  | 400 | 140 |
| AN4110 | 35/40x50 | Canale |  | 200 400 | 180 |



A. Zambetti Srl

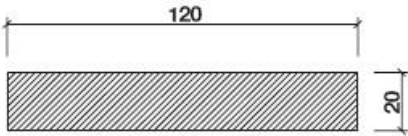
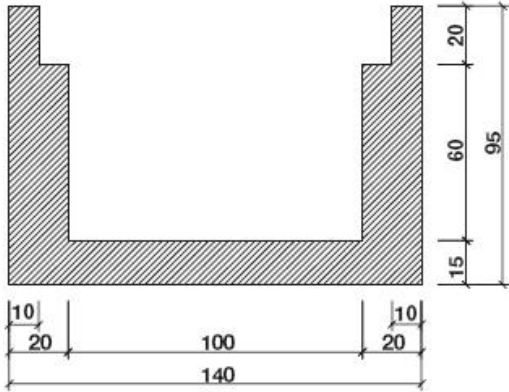
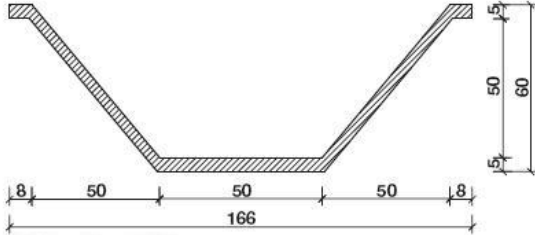
manufatti in cemento

| Codice | Tipo | Elemento | Dimensioni cm | Lunghezza cm | Peso Kg/ml |
|--------|----------|----------------------|---------------|-------------------|------------|
| AN4120 | 60/65x60 | Canale | | 100 200 400 | 210 |
| AN4140 | 35/40x62 | Canale | | 400 | 510 |
| AN4165 | | Coperchio a caditoia | | 100 | 140 |
| AN4160 | 52/55x52 | Canale | | 400 | 450 |



A. Zambetti Srl

manufatti in cemento

| Codice | Tipo | Elemento | Dimensioni cm | Lunghezza cm | Peso Kg/ml |
|--------|-----------|--------------------------------|--|--------------|------------|
| AN4155 | 100x60 | Coperchio per traffico pesante |  | 100 | 550 |
| AN4150 | | Canale |  | 200 | 1150 |
| AN4130 | 50/150x50 | Canale |  | 240 | 350 |