
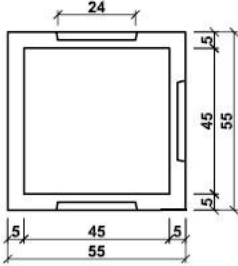

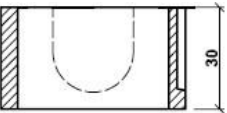
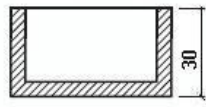
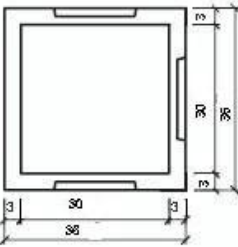
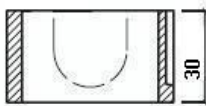


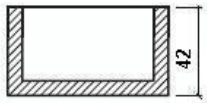
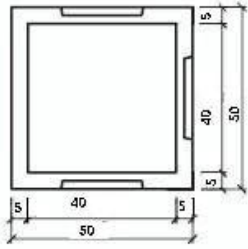

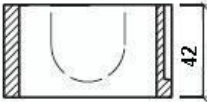
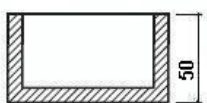
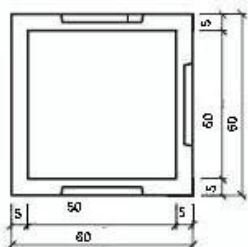



A. Zambetti Srl
manufatti in cemento

POZZETTI STRADALI							
Codice	Tipo	Elemento	Dimensioni interne cm	Dimensioni esterne cm	Spessore cm	Altezza cm	Peso Kg
COMPONIBILI							
AD1110	Milano	Fondo 	45x45 55x55		5	20	65
AD1120		Anello 					
AD1160		Anello con impronte 					
AD1170	Ispezione	Fondo 	30x30 36x36		3	30	39
AD1175		Anello 					



A. Zambetti Srl
manufatti in cemento

Codice	Tipo	Elemento	Dimensioni interne cm	Dimensioni esterne cm	Spessore cm	Altezza cm	Peso Kg					
AD1180	Ispezione	Fondo 	40x40	50x50 	5	42	72					
AD3210		Anello 										
AD1185		Anello 										
AD1190		Fondo 						50x50	60x60 	5	50	158
AD1195		Anello 										



A. Zambetti Srl
manufatti in cemento

Codice	Tipo	Elemento	Dimensioni interne cm	Dimensioni esterne cm	Spessore cm	Altezza cm	Peso Kg
MONOLITICI							
AD1260	Bergamo		45x45	59x59	7	100	370
AD1330	Piccolo		45x45	55x70	5	55	175
AD1340	Medio		45x45	55x70	5	75	245
AD1345	Grande		45x45	55x70	5	100	350