



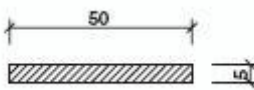
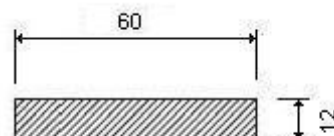
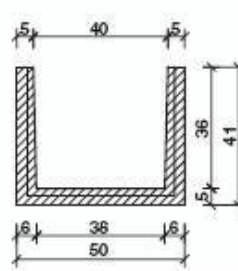
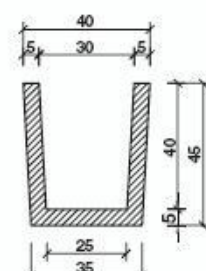
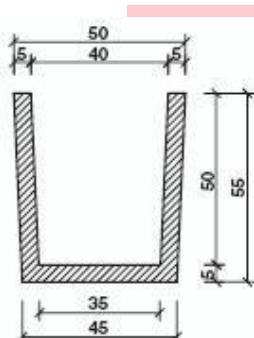
**A. Zambetti Srl**  
manufatti in cemento

CANALI					
Codice	Tipo	Elemento	Dimensioni cm	Lunghezza cm	Peso Kg/ml
AN1105	22X20	Canale		100 200 400	81
AN1155	25x10	Coperchio		100	35
AN1150		Canale		100	55
AN1135	23x35	Coperchio		50	42
AN1130		Canale		100 200 400	125



# A. Zambetti Srl

manufatti in cemento

Codice	Tipo	Elemento	Dimensioni cm	Lunghezza cm	Peso Kg/ml
AN1145	40x36	Coperchio		50	60
AN1146		Coperchio per traffico leggero		100	170
AN1140		Canale		100 200 400	145
AN4100	25/30x40	Canale		400	140
AN4110	35/40x50	Canale		200 400	180



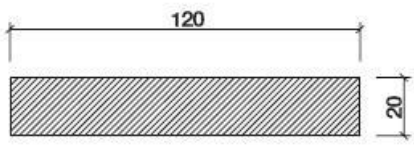
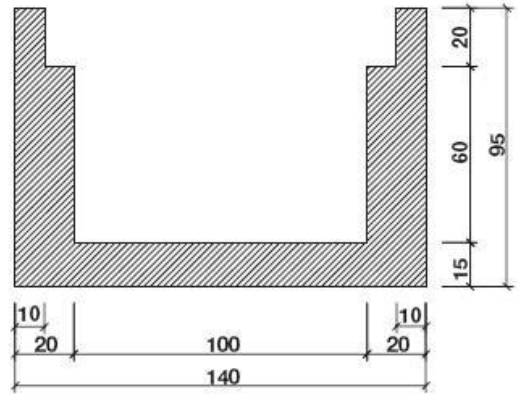
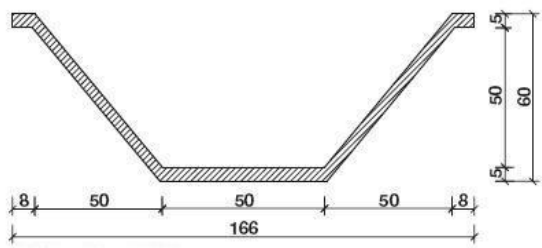
**A. Zambetti Srl**  
manufatti in cemento

Codice	Tipo	Elemento	Dimensioni cm	Lunghezza cm	Peso Kg/ml
AN4120	60/65x60	Canale		100 200 400	210
AN4140	35/40x62	Canale		400	510
AN4165		Coperchio a caditoia		100	140
AN4160	52/55x52	Canale		400	450



# A. Zambetti Srl

manufatti in cemento

Codice	Tipo	Elemento	Dimensioni cm	Lunghezza cm	Peso Kg/ml
AN4155		Coperchio per traffico pesante		100	550
AN4150	100x60	Canale		200	1150
AN4130	50/150x50	Canale		240	350